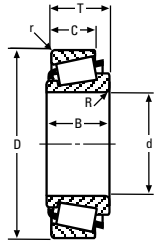
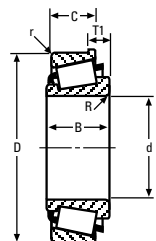


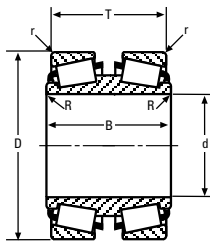
NP and XC PARTS



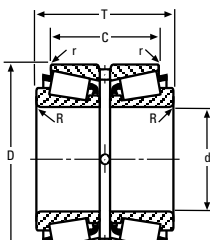
SINGLE ROW



SINGLE ROW WITH FLANGE



DOUBLE CONE



DOUBLE CUP

13

CONE			Max Shaft Fillet Radii R'	CUP			Max Hs'ng Fillet Radii r'	Remarks
Number	BORE d	WIDTH B		Number	OUTSIDE DIA D	WIDTH C		
				*NP224896	42.862	9.525	1.5	NP224896: BROKEN CORNER ON FRONTFACE OD
					1.6875	.3750	.06	
				NP227619	55.000	13.000	1.0	
					2.1654	.5118	.04	
*NP228079	50.000	41.000	1.5					NP228079: FRONTFACE CHAMFER
	1.9685	1.6142	.06					
NP230343	355.600	128.587	1.5					
	14.0000	5.0625	.06					
				NP230788	346.075	50.800	6.4	
					13.6250	2.0000	.25	
NP233968	133.350	46.038	3.5					
	5.2500	1.8125	.14					
				*NP235483	114.300	34.925	3.3	NP235483: FLANGE ON OD FRONTFACE, BEARING WIDTH IS T1 DIMENSION
					4.5000	1.3750	.13	
*NP238787	333.375	90.488	6.4					NP238787: KEYWAY IN ID FRONTFACE
	13.1250	3.5625	.25					
*NP239427	165.087	88.392	1.5					NP239427: EXTENDED LARGE RIB EXTENDED SMALL RIB
	6.4995	3.4800	.06					
				NP241715	200.000	34.925	3.3	
					7.8740	1.3750	.13	
NP242161	100.000	46.000	3.0					
	3.9370	1.8110	.12					
				*NP243097	655.000	65.000	3.3	NP243097: HOLES IN BACKFACE
					25.7874	2.5591	.13	
NP245592	90.488	48.260	3.5					
	3.5625	1.9000	.14					
NP251532	80.000	28.000	.5					
	3.1496	1.1024	.02					
NP252845	41.275	19.812	3.5					
	1.6250	.7800	.14					
*NP253527	101.600	68.000	8.0					NP253527: FRONTFACE CHAMFER SLOTS IN FRONTFACE
	4.0000	2.6772	.31					
				NP256087	140.000	24.000	1.5	
					5.7087	.9449	.06	
				*NP259680	65.088	15.875	1.5	NP259680: KEYWAY IN OD BACKFACE
					2.5625	.6250	.06	
				NP261254	358.775	53.975	3.3	
					14.1250	2.1250	.13	
				NP264596	190.500	46.038	1.5	
					7.5000	1.8125	.06	
NP264845	101.600	57.531	8.0					
	4.0000	2.2650	.31					
				*NP266168	655.000	65.000	3.3	NP266168: HOLES IN BACKFACE
					25.7874	2.5591	.13	
				NP266492	110.000	18.824	1.3	
					4.3307	.7411	.05	
*NP268853	50.000	41.000	1.5					NP268853: FRONTFACE CHAMFER
	1.9685	1.6142	.06					
*NP273081	101.600	63.500	8.0					NP273081: FRONTFACE CHAMFER SHOULDER ON ID FRONTFACE
	4.0000	2.5000	.31					
*NP275832	45.000	26.500	3.5					NP275832: FRONTFACE CHAMFER
	1.7717	1.0433	.14					
NP282175	25.000	16.000	1.0					
	.9843	.6299	.04					
				NP282407	80.000	17.826	1.3	
					3.1496	.7018	.05	
				*NP285161	69.474	22.225	1.5	NP285161: SPECIAL RADIUS ON FRONTFACE OD FLANGE ON OD FRONTFACE, BEARING WIDTH IS T1 DIMENSION
					2.7352	.8750	.06	
				NP290596	168.275	41.275	3.3	
					6.6250	1.6250	.13	
				NP292535	679.450	101.600	6.4	
					26.7500	4.0000	.25	
NP294742	45.000	20.000	1.5					
	1.7717	.7874	.06					

NP Parts are made for specific applications.
XC Parts are in limited production.

ⓂThese Maximum Fillet Radii will be cleared by the Cone or Cup Radii.
* See Remarks Column.